



DRAFT SURVEY RESULTS REPORT

City of Corning Comprehensive Plan Update

August 2024

TABLE OF CONTENTS

INTRODUCTION 3

QUESTION 1. MOST APPRECIATED AMENITIES 3

QUESTION 2. AREAS OF IMPROVEMENT 4

QUESTION 3. IDEAL VISION..... 5

QUESTION 4. ENVIRONMENTAL CONCERNS 6

QUESTION 5. ADDITIONAL COMMENTS ON ENVIRONMENTAL PROTECTION..... 7

QUESTION 6. HOUSING TYPES 8

QUESTION 7. HOUSING AFFORDABILITY 8

QUESTION 8. NEIGHBORHOOD CONCERNS 9

QUESTION 9. HOUSING CONCERNS..... 9

QUESTION 10. BUSINESS SUPPORT..... 10

QUESTION 11. BARRIERS TO BUSINESS 11

QUESTION 12. MIXED USE DEVELOPMENT 12

QUESTION 13. ADDITIONAL COMMENTS ON ECONOMIC ACTIVITY 12

QUESTION 14. ALTERNATIVE TRANSPORTATION OPTIONS 13

QUESTION 15. BICYCLE SAFETY..... 14

QUESTION 16. STREETScape IMPROVEMENTS 14

QUESTION 17. TRANSIT IMPROVEMENTS 15

QUESTION 18. RIDE-SHARING OPTIONS..... 15

QUESTION 19. ADDITIONAL COMMENTS ON TRANSPORTATION 16

QUESTION 20. OVERALL QUALITY OF LIFE 16

QUESTIONS 21 - 23. DEMOGRAPHICS 17

QUESTION 24. FINAL COMMENTS 18

CONCLUSION..... 18

Photo on front cover courtesy of Luke Petrinec

INTRODUCTION

This public input survey, conducted from June 10, 2024, to August 21, 2024, as part of the City of Corning's comprehensive planning process, gathered a total of 360 responses from residents, business owners, and other stakeholders. The survey aimed to capture perceptions, concerns, and priorities regarding the future of the city. The insights collected provide a valuable snapshot of community satisfaction with current living conditions and aspirations for Corning's development. This report summarizes the key findings from the survey, offering a foundation for informed decision-making as the city works to enhance the quality of life and ensure sustainable growth.

QUESTION 1. MOST APPRECIATED AMENITIES

What aspects of the City of Corning's current amenities such as parks, neighborhoods, housing, the downtown, cultural amenities and community events do you appreciate the most?

- 1. Downtown and Market Street:** The most frequently mentioned positive aspect is the downtown area, particularly Market Street. Respondents appreciate the vibrant atmosphere, the variety of shops and restaurants, cultural events, and the overall aesthetic appeal. The Gaffer District, with its cultural amenities and events, is also highly valued.
- 2. Parks and Green Spaces:** Many respondents value the parks, trails, and green spaces within Corning. Parks along the river, walking trails, and community events held in these spaces are highlighted. However, some respondents noted that park maintenance could be improved.
- 3. Cultural and Community Events:** The city's cultural offerings, including festivals like GlassFest and Sparkle, and community events on Market Street, are appreciated. The presence of museums, such as the Corning Museum of Glass and the Rockwell Museum, adds to the cultural value of the city.
- 4. Walkability and Safety:** The walkability of Corning, especially in the downtown area, is another significant positive mentioned. Respondents appreciate being able to walk to parks, shops, and events, and many feel that the city is safe and welcoming.
- 5. Community Atmosphere:** The community atmosphere, characterized by friendly interactions and a welcoming environment, is frequently praised. The city's small-town feel, combined with its diverse cultural activities, contributes to this positive perception.
- 6. Housing and Neighborhoods:** While the appreciation for neighborhoods is noted, there are mixed feelings about housing. Some respondents believe that housing types need improvement, especially in terms of affordability and maintenance.

Despite the overall positive feedback, some respondents identified areas needing attention, including:

- **Park Maintenance:** Several responses highlighted the need for better maintenance and upgrades to parks.
- **Housing Affordability:** Concerns about the cost of housing and the availability of affordable options were raised.
- **Diversification Beyond Market Street:** A few respondents mentioned that while Market Street is excellent, there is more to Corning that could be better highlighted and developed.

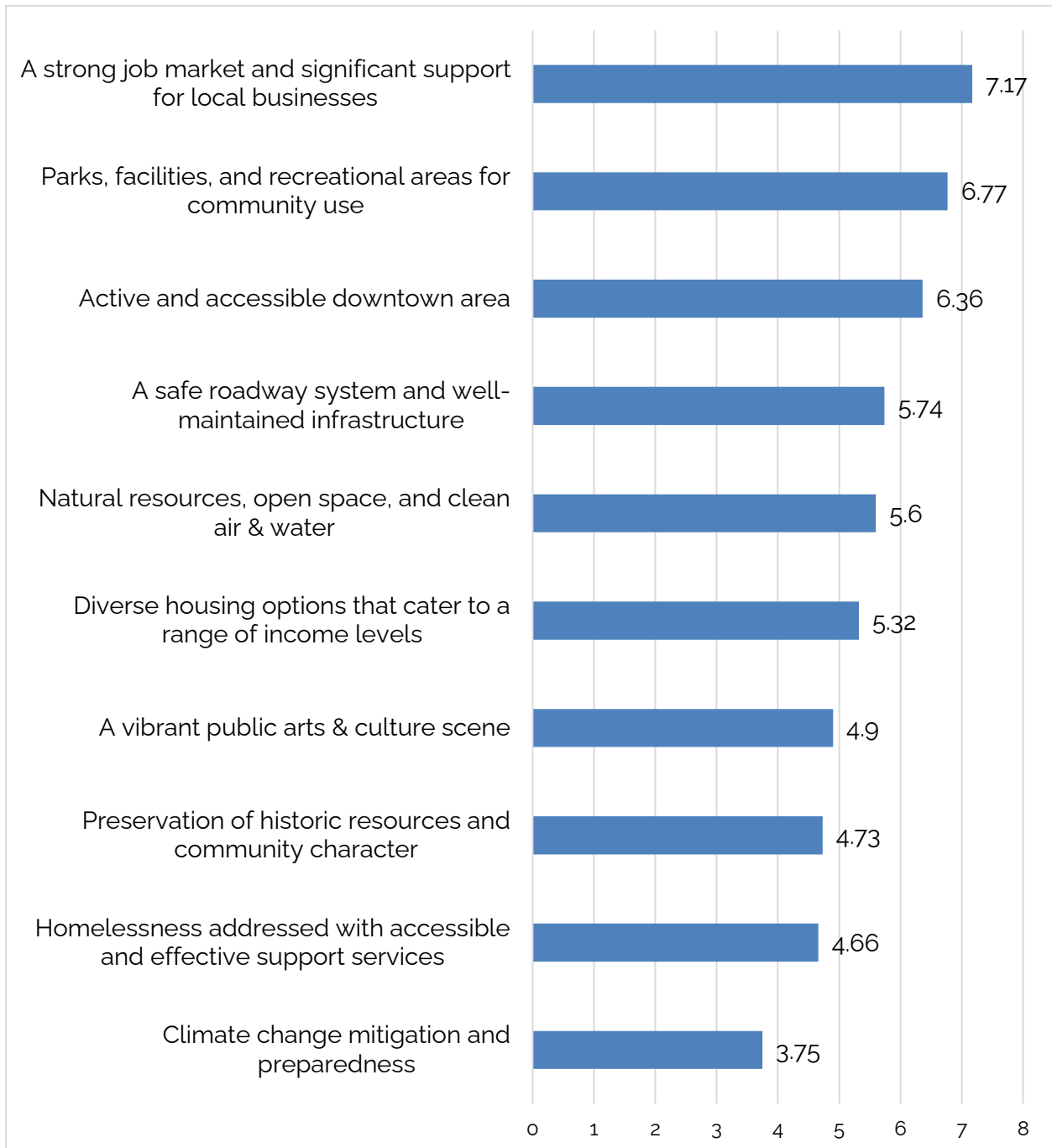
QUESTION 2. AREAS OF IMPROVEMENT

Considering the City of Corning's current and future needs, what specific areas would you prioritize for improvement or change?

- 1. Parks and Recreation:** A significant number of respondents emphasized the need for improvements in parks, playgrounds, and public pools. Denison Park was mentioned frequently, with calls for pool repairs, playground updates, and general maintenance. There is also a desire for new features like splash pads, upgraded sports courts, and better-maintained green spaces.
- 2. Infrastructure:** Respondents expressed concerns about the state of roads, sidewalks, and public utilities. Many cited the need for repaving streets, fixing potholes, improving street lighting, and maintaining sidewalks. The condition of infrastructure is seen as a critical area for investment.
- 3. Housing and Neighborhoods:** Affordable housing and the maintenance of existing housing stock are major priorities. There is concern about the availability of quality, affordable housing, as well as the condition of older homes and rental properties. Some respondents also mentioned the need for code enforcement to address property neglect and blight.
- 4. Safety and Crime:** Safety was a common theme, with several respondents calling for increased police presence, particularly in the downtown area, to address concerns about crime, homelessness, and drug use. There is also a desire for better enforcement of traffic laws and measures to slow down speeding in residential areas.
- 5. Economic Development and Local Business Support:** Respondents want to see more support for local businesses, especially in the downtown area. Suggestions include attracting new businesses, filling vacant storefronts, and encouraging more diverse dining and shopping options. There is also interest in revitalizing specific areas like Bridge Street and promoting tourism.
- 6. Public Transportation and Connectivity:** Several respondents highlighted the need for better public transportation options, including expanded bus routes and improved connectivity between neighborhoods and downtown. Enhancing walkability and bikeability is also a priority.
- 7. Environmental Sustainability and Green Spaces:** There is interest in making Corning more environmentally friendly through initiatives like public recycling programs, composting, and the preservation of green spaces. Some respondents also mentioned the need for better tree maintenance and the replacement of street trees.
- 8. Community Events and Cultural Amenities:** Continuing to improve and expand community events, cultural offerings, and public art was mentioned to enhance the city's appeal to both residents and visitors.

QUESTION 3. IDEAL VISION

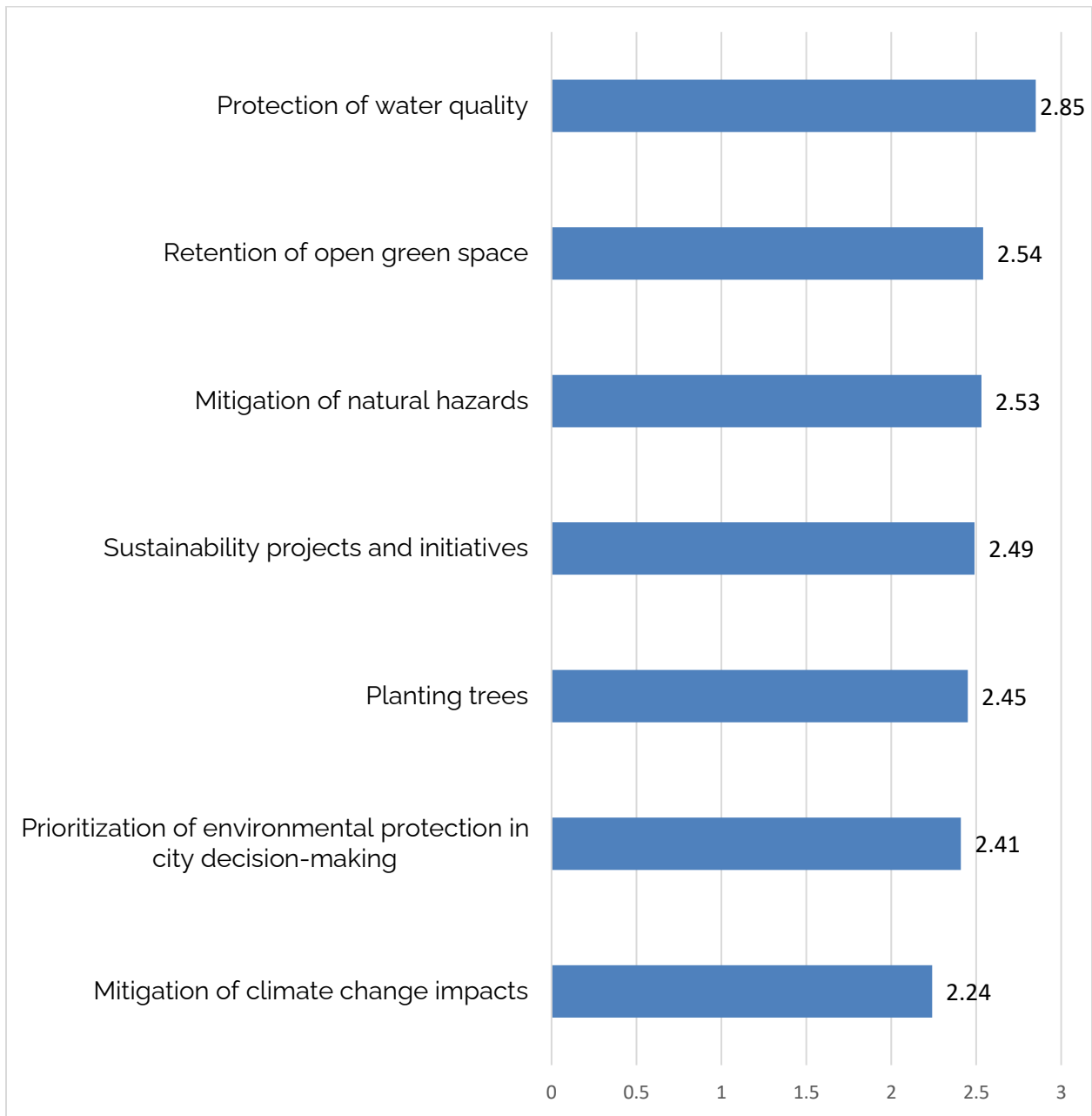
Which of the following aspects would be included in your ideal vision for Corning in the next 10 - 20 years?



The higher the score, the higher in importance an element was ranked by respondents. The chart above has the highest ranked elements at the top with items listed in descending order.

QUESTION 4. ENVIRONMENTAL CONCERNS

In general, how important are the following items for the future of the City of Corning?



The survey responses indicate that environmental and sustainability concerns are important to the community, with the protection of water quality emerging as the top priority. Other significant concerns include retaining green space, mitigating natural hazards, and supporting sustainability initiatives. While climate change mitigation is important, it is ranked lower compared to more immediate environmental concerns.

QUESTION 5. ADDITIONAL COMMENTS ON ENVIRONMENTAL PROTECTION

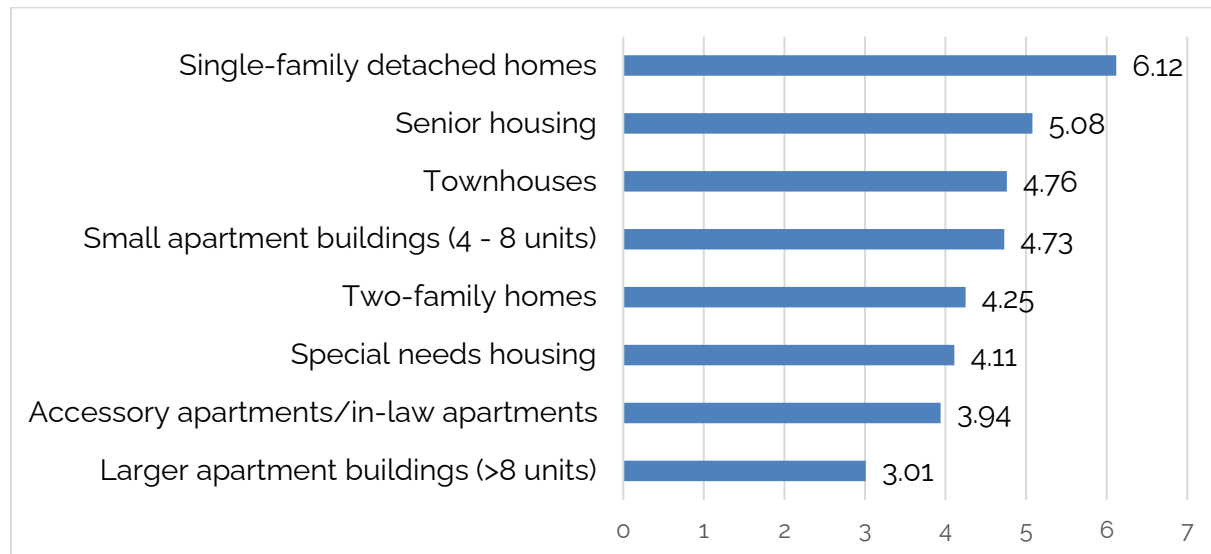
Do you have any additional comments regarding natural resources and/or environmental protection?

Key Themes:

- **General Support:** Many respondents express support for efforts to protect natural resources, with specific mentions of the importance of clean air, water, and environmental sustainability.
- **Tree Planting:** There is a significant emphasis on the need for more trees and green spaces. Several respondents specifically mention the importance of a city-wide tree planting program.
- **Climate Change:** While some view climate change mitigation as essential, others suggest focusing on local, actionable environmental improvements.
- **Infrastructure and Flood Management:** Several comments mention the need for better flood management and stormwater infrastructure, particularly in light of increasingly intense rain events.
- **Recycling and Waste Management:** Some respondents suggest the need for more public recycling bins and better recycling programs. There are also calls for composting services and electric vehicle charging stations.
- **Impact of Corning Incorporated:** There is concern about the environmental impact of Corning Incorporated on the area.
- **Sustainability Initiatives:** Respondents suggest broader sustainability initiatives, including incentives for alternative transportation, green infrastructure, and more community engagement in environmental projects.
- **Public Engagement:** Some respondents advocate for better communication and public engagement on environmental issues, suggesting regular updates, newsletters, and greater transparency about ongoing projects.

QUESTION 6. HOUSING TYPES

Please rank the following housing options from a housing type you would most like to see in the City of Corning to the type of housing you would least like to see.



Top Preferences:

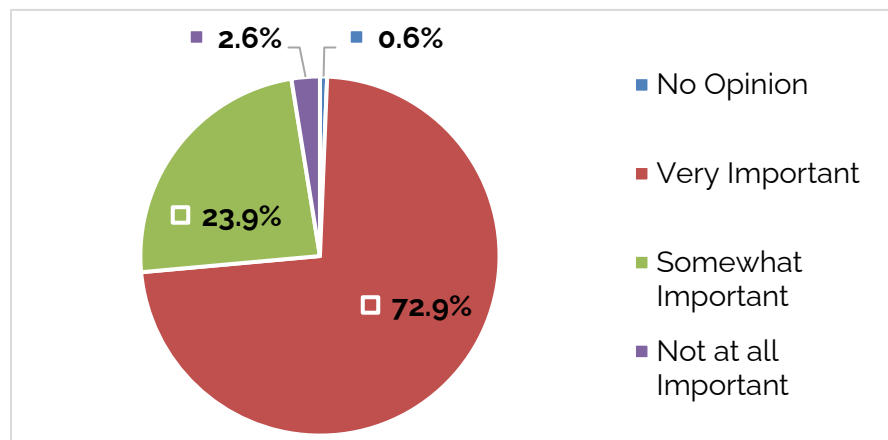
- Single-Family Detached Homes (Ranked highest, with 45.02% choosing it as their top option).
- Senior Housing (Ranked highly as well, indicating a need for housing catering to the elderly).

Lower Preferences:

- Larger Apartment Buildings (Least preferred option, with a score of 3.01).
- Accessory Apartments/In-Law Apartments (Ranked lower, with concerns about their suitability in the city).

QUESTION 7. HOUSING AFFORDABILITY

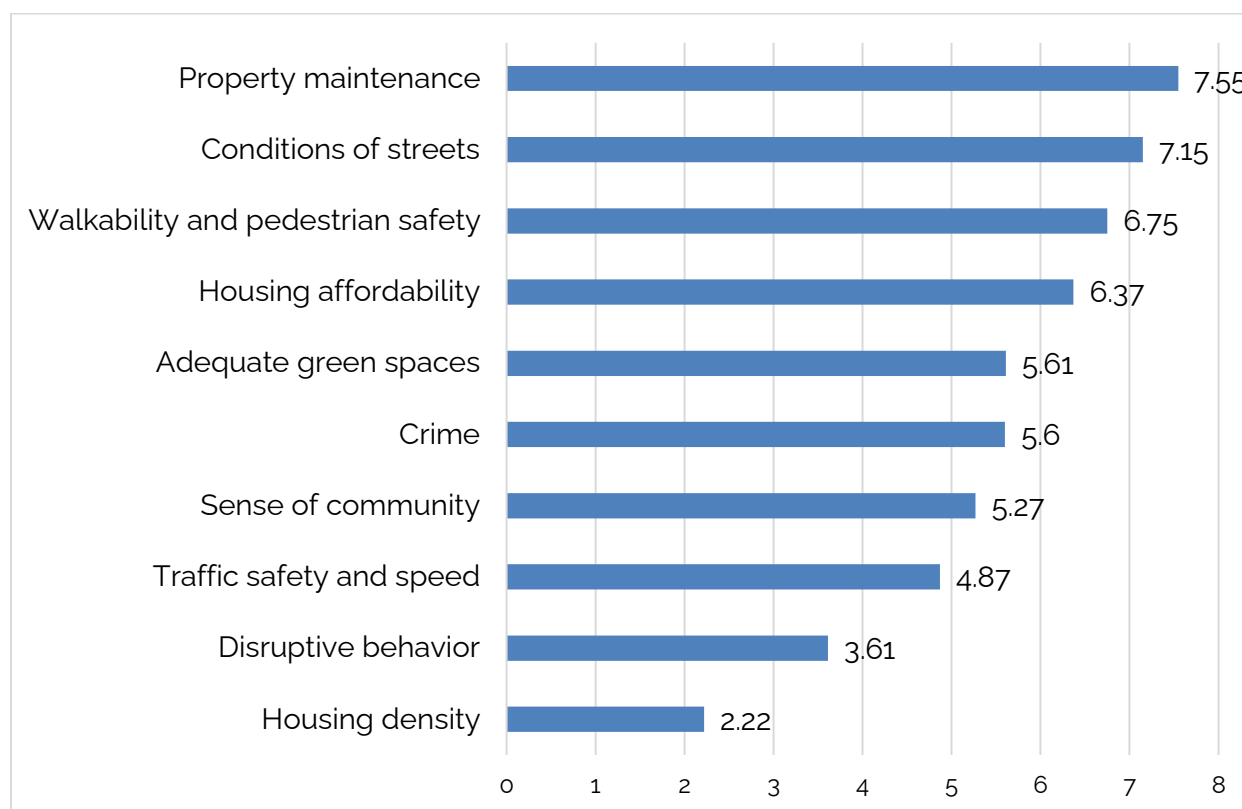
How important is it that housing in the City of Corning be affordable?



A significant majority (72.93%) of respondents believe that it is "Very Important" for housing in the City of Corning to be affordable. An additional 23.89% consider it "Somewhat Important," while only a small percentage (2.55%) think it is "Not at all Important."

QUESTION 8. NEIGHBORHOOD CONCERNS

What are the greatest concerns in you rneighborhood?



This ranking provides insight into the priorities and concerns of the community, with property maintenance and street conditions being the top issues.

QUESTION 9. HOUSING CONCERNS

What is your greatest concern regarding housing?

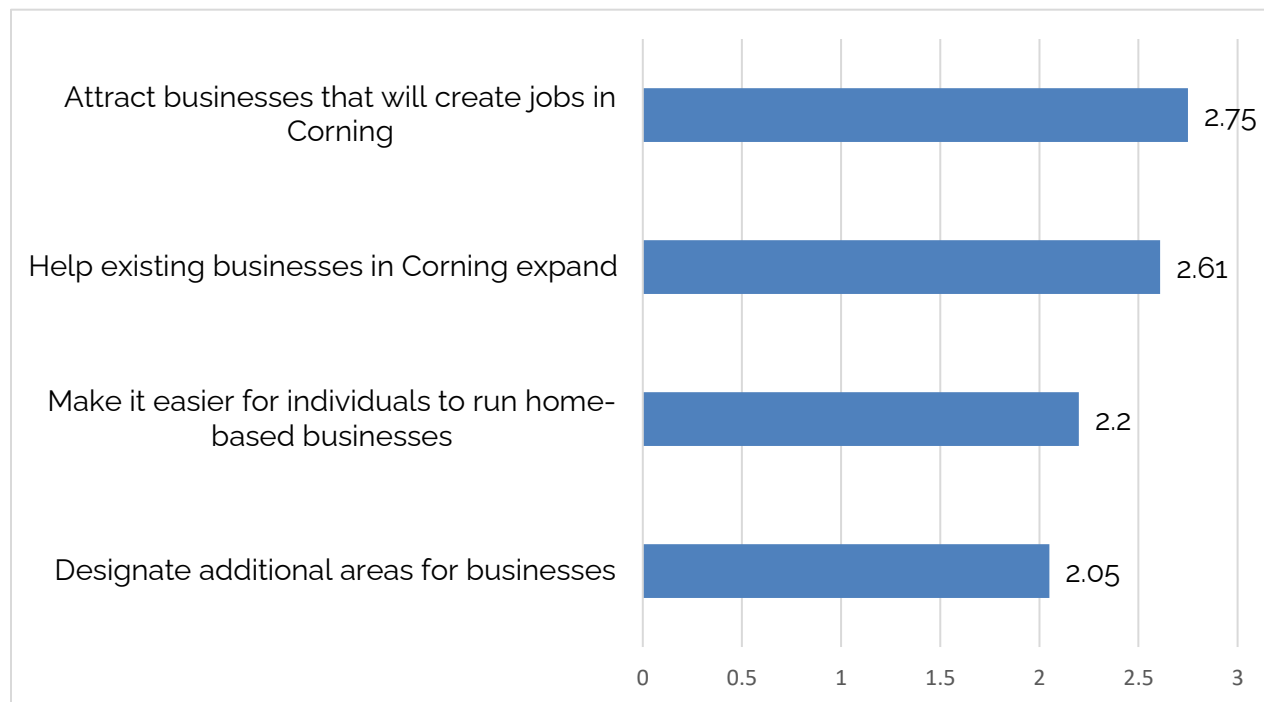
Key Themes:

1. **Affordability:** The most frequently mentioned concern is the affordability of housing. Many respondents feel that housing prices, rent, and property taxes are too high, making it difficult for various groups, including young professionals, families, and elderly residents on fixed incomes, to afford sufficient housing.
2. **Property Maintenance and Upkeep:** Numerous respondents are concerned about the poor maintenance of properties, particularly rental properties and older homes. There is a strong sentiment that poorly maintained homes contribute to neighborhood decline and lower property values.
3. **Safety and Crime:** Safety is a recurring concern, particularly in relation to crime and disruptive behavior in certain neighborhoods. Respondents express worries about drug activity, unsafe streets, and the presence of rundown properties that may attract crime.

4. **Housing Quality and Availability:** There is significant concern about the quality and availability of housing. Many respondents note that the housing stock is aging, with some properties in severe disrepair. There is also a call for more diverse housing options, including affordable single-family homes, apartments, and housing for seniors.
5. **Taxation:** High property taxes are another major concern. Respondents are worried about the impact of rising taxes on their ability to maintain their homes and afford living in their neighborhoods.
6. **Community and Zoning:** Some respondents express concerns about zoning policies and the development of new housing that might not fit the character of their neighborhoods. There is also concern about the impact of short-term rentals like Airbnb on community cohesion and housing availability.
7. **Infrastructure and Walkability:** Respondents mention the need for better infrastructure, including sidewalks, roads, and parking. Some are concerned about the lack of walkability in their neighborhoods due to fast-moving traffic and poor pedestrian infrastructure.
8. **Housing for Vulnerable Populations:** There is a call for more affordable housing options that are accessible to vulnerable populations, including low-income families, elderly residents, and individuals with special needs.

QUESTION 10. BUSINESS SUPPORT

In general, how important are the following items for the future of the city of Corning?



While attracting new businesses and supporting existing ones are top priorities, there is also significant concern about economic diversity, infrastructure, and the potential impact of changes at Corning Inc. on the local economy.

Specified Concerns and Suggestions:

- **Focus on Strengthening Existing Businesses:** Respondents suggested focusing on supporting and expanding current businesses rather than simply expanding the business district.
- **Diversity in Businesses:** There were calls to diversify the local economy by attracting different types of businesses, including healthcare institutions and manufacturing.
- **Economic Resiliency:** Some respondents mentioned the need to prepare for potential changes in the local economy, especially concerning Corning Inc. Many respondents emphasized the importance of retaining Corning Inc. as a major employer and expressed concerns about what would happen if the company downsized or relocated.
- **Infrastructure and Amenities:** Improving community amenities, parks, and recreational facilities was also a common theme, with some respondents calling for better public spaces and EV charging stations.
- **Concerns about Overbuilding:** Several respondents were concerned about the unnecessary construction of new buildings when there are already vacant spaces that could be utilized.
- **Zoning and Regulation Flexibility:** There were calls for more flexible zoning regulations to allow for a wider variety of uses, including small shops in residential areas.
- **Taxes and Financial Incentives:** Lowering taxes and providing fair incentives for businesses were also highlighted as important.

QUESTION 11. BARRIERS TO BUSINESS

In your opinion, what barriers exist to becoming a business owner and operator in the City of Corning?

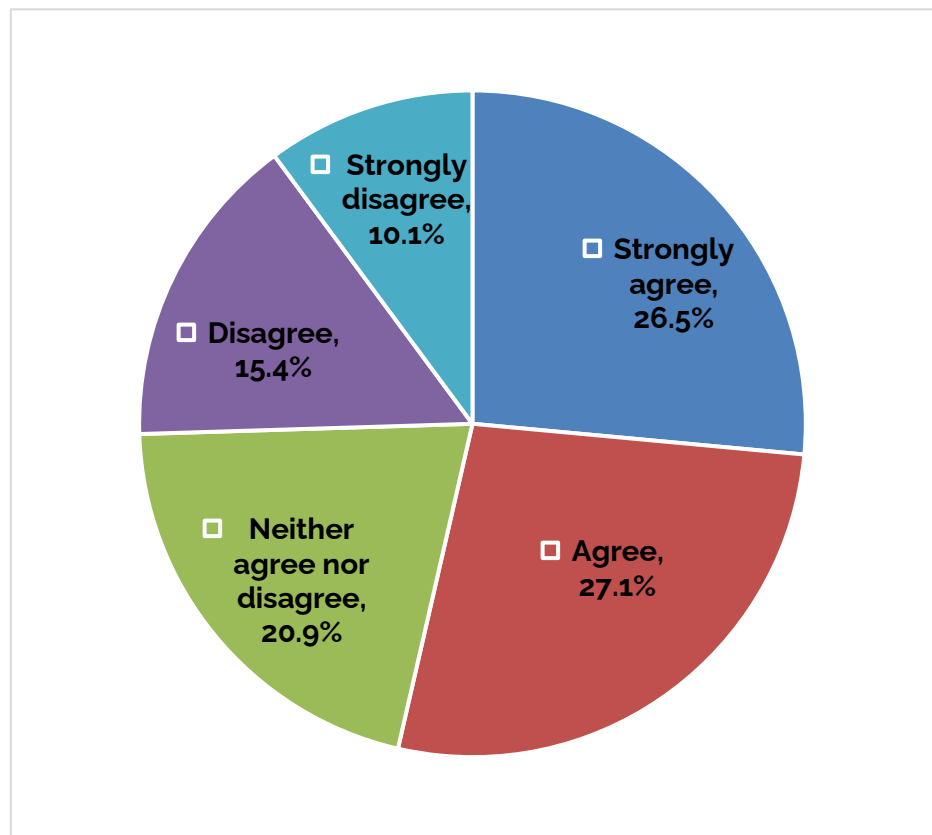
According to respondents, the barriers to becoming a business owner in Corning are primarily related to:

- **high costs** (*rent, taxes, required renovations*),
- **stringent and inconsistent code enforcement** (*unequal treatment/favoritism, arbitrary code requirements*),
- **limited market opportunities** (*off-peak times [tourism], small customer base, big box stores pushing out small businesses, dependence on Corning Inc.*),
- **lack of support and resources** (*lack of parking options and technical assistance*), and
- **complex regulations** (*restrictive zoning, several levels of regulations*).

QUESTION 12. MIXED USE DEVELOPMENT

How much do you agree or disagree with the following statement?

I encourage mixed use development (both residential and commercial uses in a single building) in my neighborhood.



Overall, a slight majority of respondents (53.59%) either strongly agree or agree with encouraging mixed-use development in their neighborhood. A smaller portion (25.49%) either disagree or strongly disagree, while 20.92% are neutral on the matter. This suggests a generally favorable view toward mixed-use development among respondents, though there is also a significant portion of the community that is either opposed or undecided.

QUESTION 13. ADDITIONAL COMMENTS ON ECONOMIC ACTIVITY

Do you have any additional comments regarding economic activity and business development?

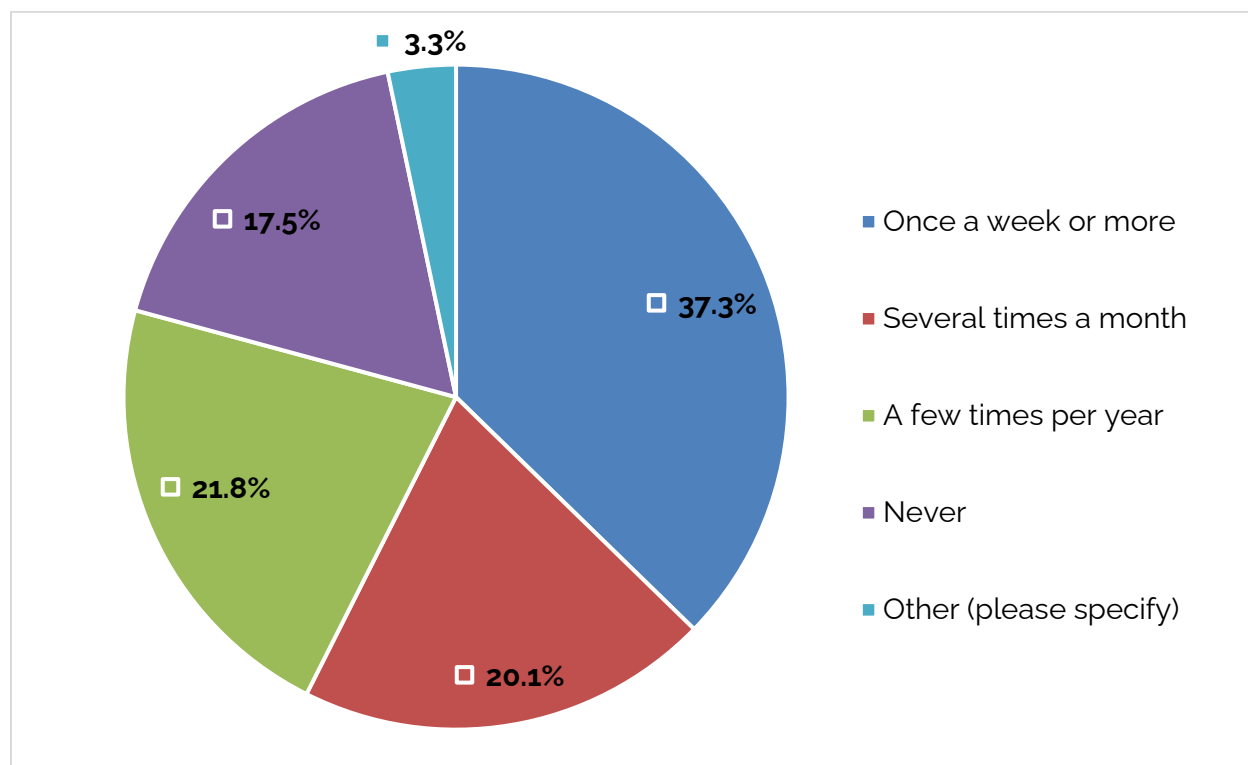
While there is strong support for enhancing business development and economic activity in Corning, respondents also emphasize the need for careful planning, regulatory flexibility, infrastructure improvements, and economic diversification to ensure sustainable growth.

- Many respondents emphasize the need to make it easier for businesses to operate, suggesting lower taxes, fewer regulatory hoops, and more support for home-based and small businesses.
- There is also a call for an active marketing plan to attract "work anywhere" professionals and to support existing businesses through revitalization efforts and infrastructure improvements.

- Several respondents express concern about the city's reliance on Corning Inc. and suggest the need to diversify the local economy to reduce risk.
- There are suggestions to incorporate nearby areas like Riverside and Painted Post into economic planning, and to consider new types of businesses and industries, such as those related to renewable energy or hemp processing.
- Improving infrastructure, particularly parks, sidewalks, and parking, is seen as crucial to attracting and retaining businesses.
- There is also a call to address issues like vacant buildings and suburban sprawl, which are seen as detrimental to the city's economic health.
- There is a desire for the city to focus on retaining and attracting businesses that can offer stable, well-paying jobs and contribute to the community's overall economic vitality.

QUESTION 14. ALTERNATIVE TRANSPORTATION OPTIONS

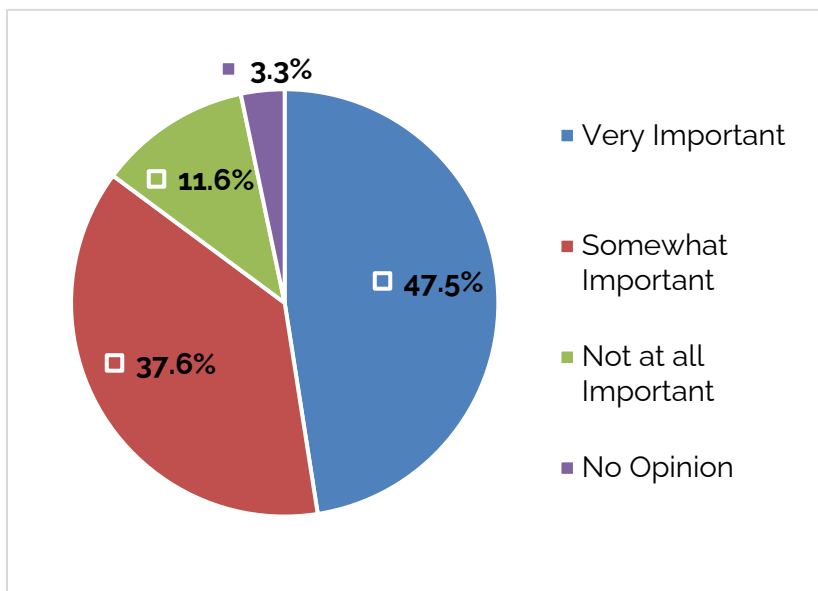
In the past year, how often did you walk, bike, take public transportation, or use an alternative form of transportation (skating, scootering, etc.) to get to a destination in the City of Corning?



The responses suggest that while there is a strong interest in and use of alternative transportation among Corning residents, particularly for recreational purposes, there are also significant portions of the population that do not engage in these activities, potentially due to convenience, necessity, or preference. This indicates a community with diverse transportation needs and habits, with room for potential growth in promoting and supporting alternative transportation options.

QUESTION 15. BICYCLE SAFETY

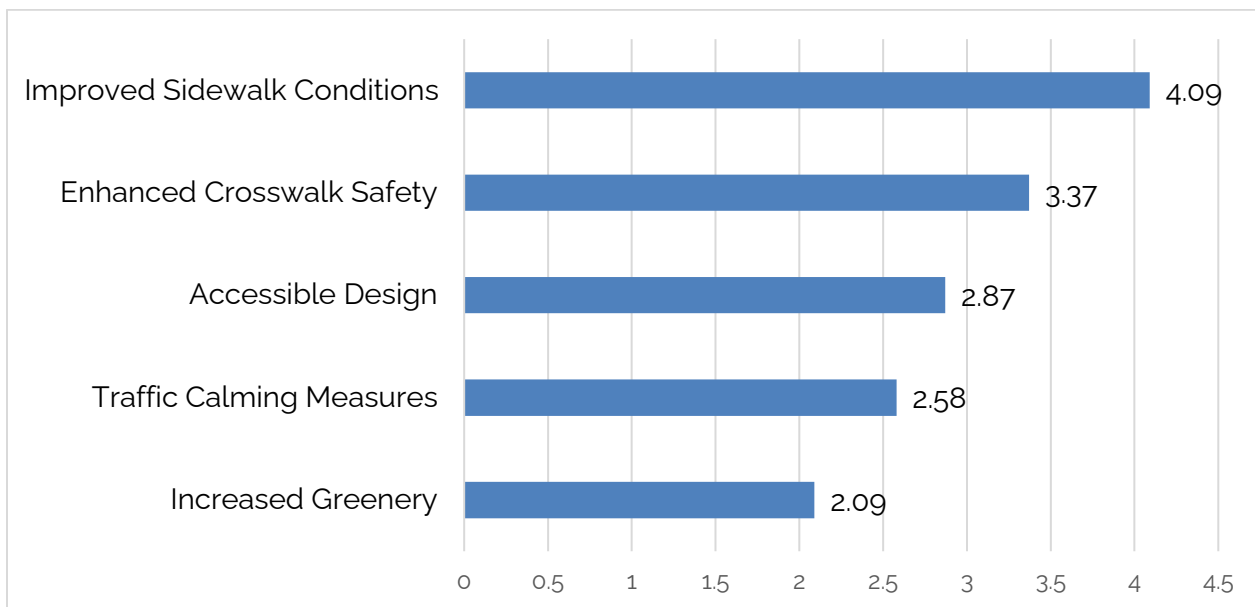
In general, how important are bike lanes or other improvements to make bicycling safer?



The majority of respondents (85.14%) regard bike lanes and improvements for bicycling safety as important, with nearly half considering them very important. This suggests strong community support for initiatives that enhance the safety and accessibility of bicycling. A smaller segment of the population (11.55%) does not see these improvements as necessary, indicating some variability in the perceived value of bike infrastructure within the community.

QUESTION 16. STREETScape IMPROVEMENTS

Which of the following improvements is most important for the city to pursue to increase walkability and accessibility?



Improved sidewalk conditions are clearly the top priority for respondents when it comes to increasing walkability and accessibility in the city, followed by enhanced crosswalk safety. Traffic calming measures and accessible design are considered moderately important, while increased greenery is seen as the least important of the options presented.

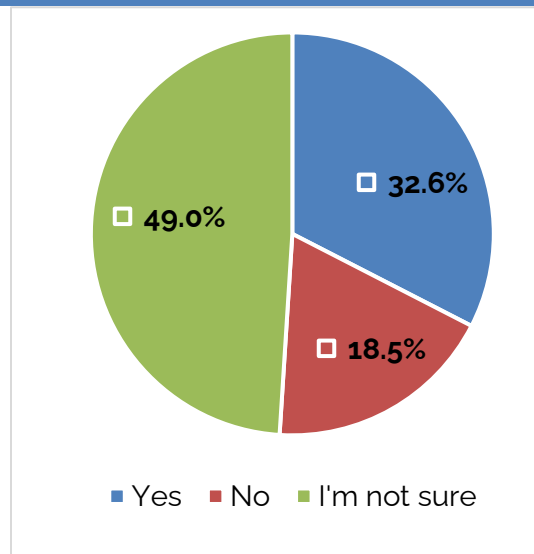
QUESTION 17. TRANSIT IMPROVEMENTS

How could the city improve its bus service to better meet your needs?

The feedback suggests that while some residents are satisfied with the bus service, there is significant room for improvement in terms of communication, coverage, reliability, and safety to better meet the needs of the community.

- **Increased Awareness and Communication:** Many respondents are either unaware of the current bus service or unsure of how to access it.
- **Service Expansion and Frequency:** Several respondents suggested increasing the number of routes, especially to cover more neighborhoods and key locations such as medical facilities, shopping areas, and neighboring cities. There is also a desire for more frequent service, especially during late hours and weekends.
- **Improved Infrastructure:** There are calls for better signage at bus stops, more clearly marked bus stops, and the addition of shelters or benches to make waiting more comfortable
- **Reliability and Convenience:** Concerns about the reliability of the bus service were raised, with some mentioning past experiences of buses being late or not showing up.
- **Additional Services:** Some respondents would like to see the reintroduction of popular services like the CMoG shuttle or the double-decker buses for tourists. There are also suggestions for door-to-door services for seniors and those with disabilities, as well as regional bus services connecting Corning to other cities.
- **Safety and Comfort:** A few respondents expressed concerns about safety on the bus or at bus stops, suggesting more monitoring or better driver training. Additionally, there were mentions of the need for cleaner, more modern buses.
- **Cost and Accessibility:** Some responses indicated a need for making bus services more affordable and easier to use

QUESTION 18. RIDE-SHARING OPTIONS



Do you believe there is a need for more ride-sharing options to supplement public transportation in the city?

The responses show a community that is divided in its views on the need for ride-sharing services, with many residents unsure about its potential benefits. While a portion of the population supports the idea of expanding ride-sharing, others may not see it as necessary, either due to satisfaction with current options or a lack of perceived demand. This mixed sentiment suggests that any initiatives to introduce or expand ride-sharing in Corning would need to be accompanied by efforts to educate residents on the benefits and use cases of such services.

QUESTION 19. ADDITIONAL COMMENTS ON TRANSPORTATION

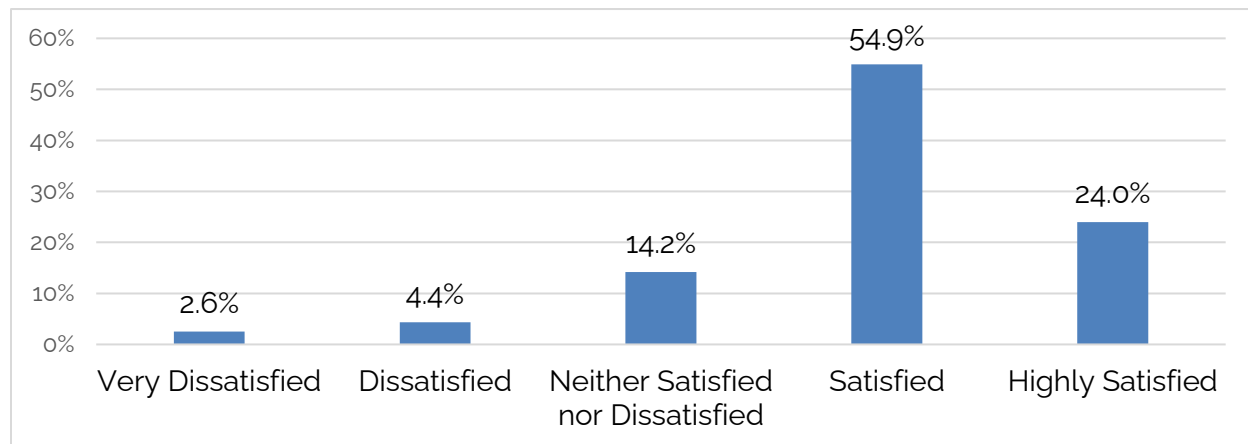
Do you have any additional comments regarding transportation and/or safety?

Overall, the residents of Corning are looking for a more connected, safer, and pedestrian-friendly city with improved infrastructure and transportation options.

- **Infrastructure Concerns:** Many respondents highlighted the need for improvements in sidewalks, crosswalks, and bike lanes.
- **Public Transportation and Accessibility:** There is a clear call for better public transportation options, including more frequent bus routes, improved communication about existing services, and suggestions for expanding transportation to connect with nearby areas
- **Safety Issues:** Respondents expressed concerns about pedestrian safety, particularly on major roads like Denison Parkway.
- **Bicycle Infrastructure:** There is significant interest in improving bike lanes and creating safer routes for cyclists.
- **Cultural and Behavioral Shifts:** Some residents pointed out the cultural shift needed to reduce the reliance on cars and make walking, biking, and public transportation more attractive options.
- **Ride-Sharing and Taxis:** The lack of late-night transportation options like Uber or taxis was a concern for several respondents, especially in the context of reducing drunk driving.
- **Public Safety and Law Enforcement:** A few comments emphasized the need for more police presence and better enforcement of existing traffic and safety regulations, particularly around crosswalks and in parking areas.

QUESTION 20. OVERALL QUALITY OF LIFE

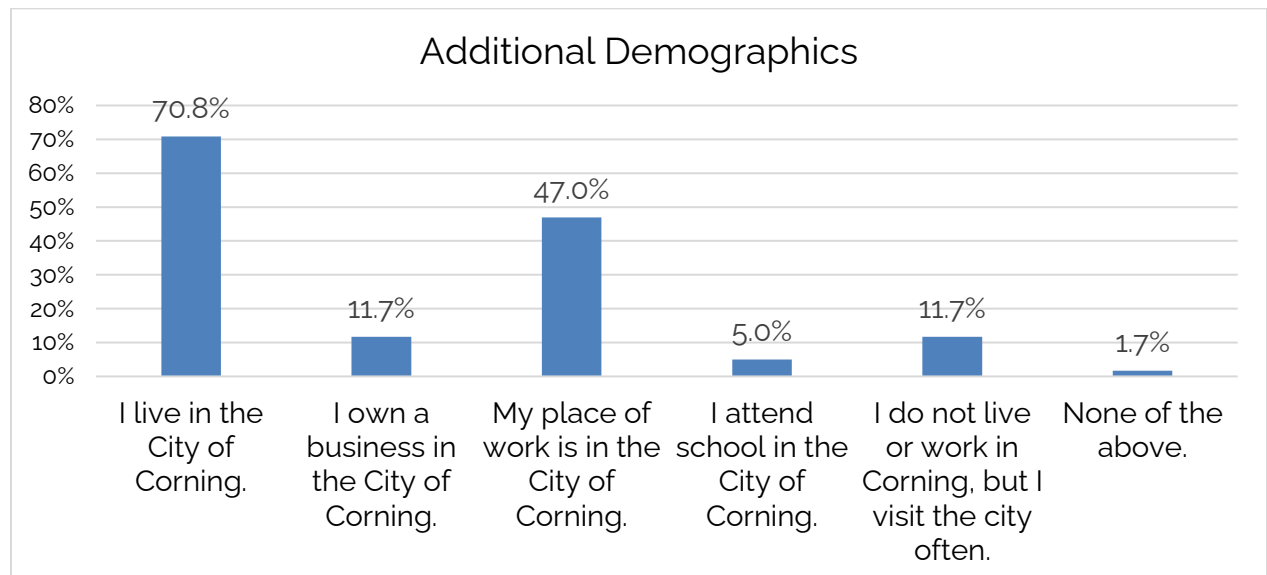
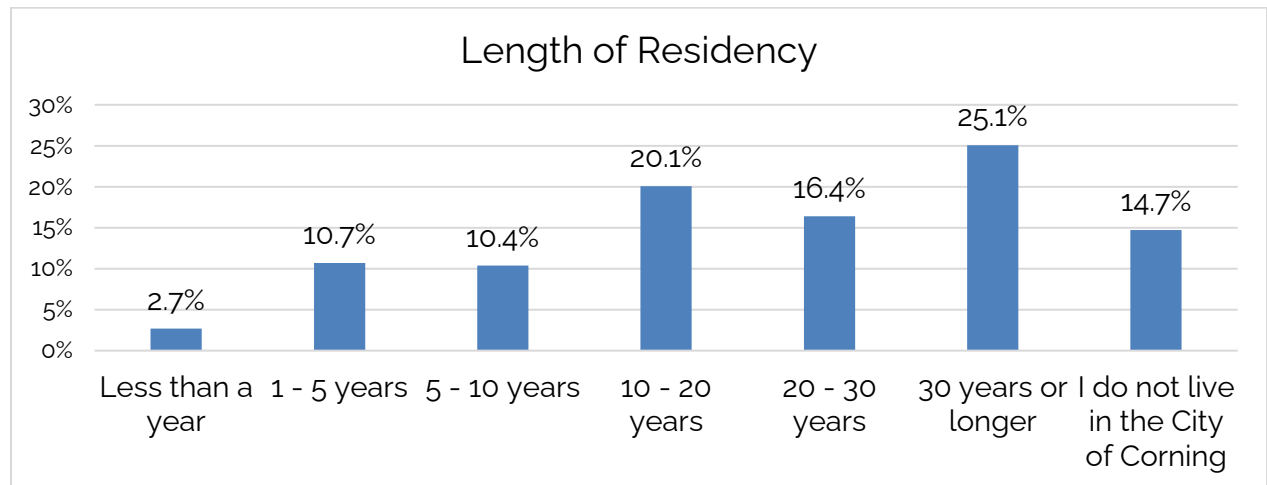
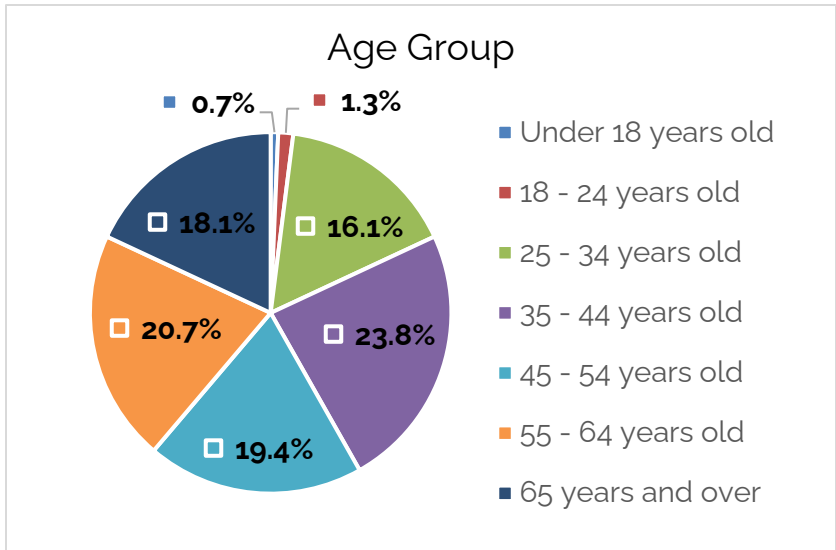
Please rate your overall level of satisfaction with your quality of life as a resident of the City of Corning. *Quality of Life can be defined as the degree to which an individual is healthy, comfortable, and able to enjoy the activities of daily living.*



Responses suggest that most residents have a positive perception of their quality of life in Corning, with a relatively small proportion expressing dissatisfaction.

QUESTIONS 21 – 23. DEMOGRAPHICS

The demographic information provided by survey respondents suggests that the input came from a diverse group of participants, with a strong representation from long-term residents and those who are actively engaged with the city either through work, business, or frequent visits. The respondents' age distribution leans towards middle-aged and older adults, reflecting their vested interest in the city.



QUESTION 24. FINAL COMMENTS

Do you have any other project ideas or concerns that should be addressed in the Comprehensive Plan?

- **Infrastructure Improvement:** Many respondents emphasized the need for better maintenance and improvement of parks, city infrastructure (roads, sidewalks) and flood control measures.
- **Parks and Recreation:** A significant number of comments focused on the need to improve and upgrade the city's parks, playgrounds, and recreational facilities.
- **Public Safety and Traffic Calming:** Concerns about traffic safety, particularly on major roads like Denison Parkway, were frequently mentioned. Respondents suggested measures such as speed calming, better crosswalks, and improved lighting to enhance safety.
- **Economic and Community Development:** Some residents suggested ideas for revitalizing downtown Corning, such as developing the riverfront, creating more public art, and bringing in more diverse businesses and cultural attractions. The idea of consolidating political jurisdictions and fostering collaboration with surrounding municipalities was also proposed.
- **Public Transportation and Accessibility:** There were calls for improved public transportation, including better bus service, more ride-sharing options, and enhanced walkability/bikeability.
- **Youth and Community Engagement:** There is a perceived need for more resources and spaces for youth (sports complexes, community facilities for events).
- **Environmental Concerns:** Several respondents highlighted the importance of addressing climate change through initiatives that promote walking, biking, and public transportation. There were also suggestions to create more green spaces and tree canopies.
- **Public Art and Cultural Enhancements:** Some residents want to see more public art, sculpture gardens, and cultural activities that could enhance the city's identity and attract tourists.
- **Community Services:** There is a desire for better communication from the city, more involvement in decision-making, and the development of services for the elderly and disabled.
- **Housing and Code Enforcement:** The need to address aging housing stock and improve code enforcement was mentioned, particularly to ensure home maintenance and modernization.

CONCLUSION

The survey responses reflect a community deeply engaged in the future of Corning, highlighting a blend of satisfaction with current living conditions and a desire for significant improvements in infrastructure, public amenities, and community services. Residents expressed a strong need for enhanced parks and recreational facilities, particularly for families and children, as well as improved safety measures for pedestrians and cyclists. The frequent mention of traffic calming, better crosswalks, and upgraded sidewalks underscores the community's concern for safer, more accessible streets. Additionally, there is a clear call for revitalizing underutilized spaces to foster economic development and enhance the city's cultural and recreational offerings. These insights can

be instrumental in shaping the city's comprehensive plan by prioritizing projects that address the most pressing concerns of residents.