

Steuben County Law Enforcement Survey Results

Thursday, October 15, 2020

Law Enforcement Survey Results

Purpose:

- Gain feedback on how police officers perceive law enforcement

Approach:

- 6 survey questions, plus one question asking which agency they work for. Responses were taken for only one or three or fewer days, depending on which agency.

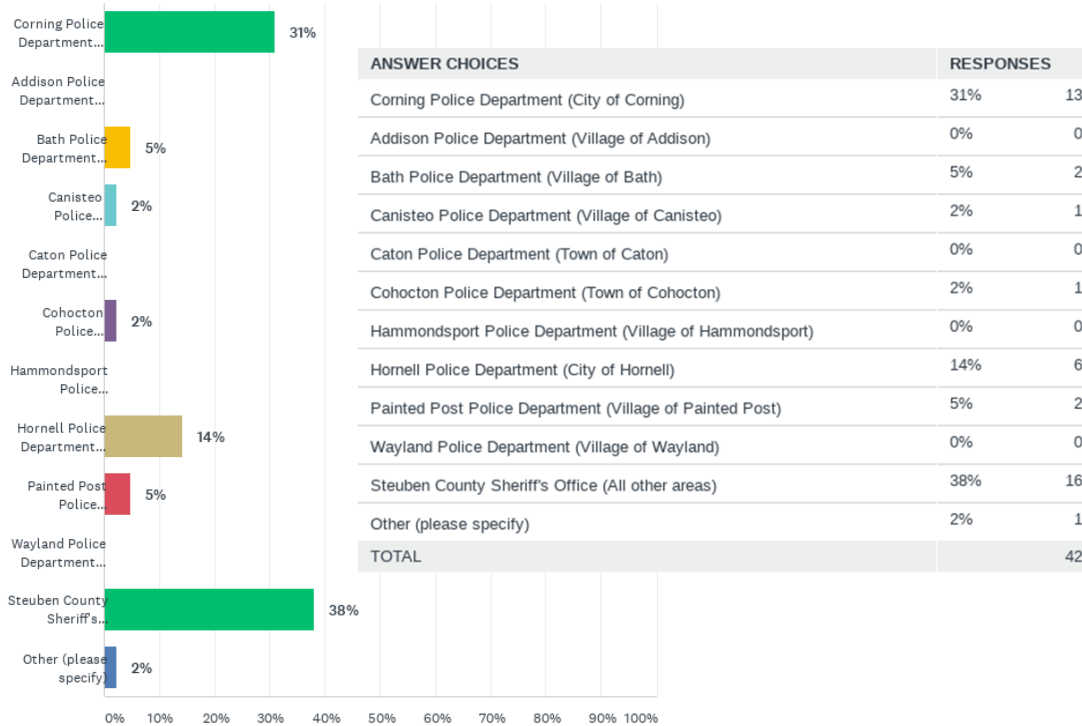
Target Audience:

- Police officers working in Steuben County across all agencies except State Troopers

Response Rate:

- 42 Participants out of 100~ for a participation rate of 44%

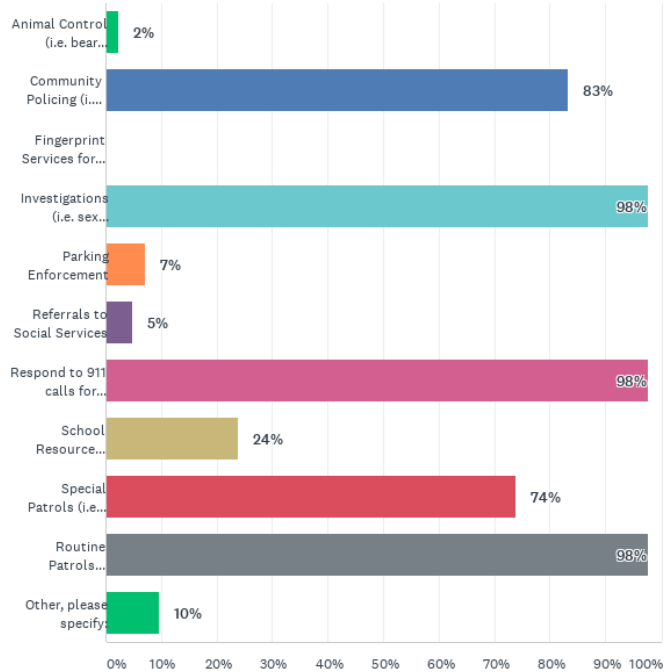
Q1: Please select which local police department you are assigned to.



Key Take Aways:

- Officer participation was low; group participation rate was 42%
- Corning PD had a good showing at 62% participation rate, followed by SCSO's 42%
- Hopefully it was because they didn't have enough time and not because they aren't interested in this process

Q2: Please select the top 5 services that you think are most important for your police department to provide.



ANSWER CHOICES	RESPONSES	
Animal Control (i.e. bear management, dog control, rabies response, skunk removal, etc.)	2%	1
Community Policing (i.e. bicycle/walking patrols, child safety seat inspections, presentations to business and nonprofits, etc.)	83%	35
Fingerprint Services for background and employment checks	0%	0
Investigations (i.e. sex crimes, robberies, homicides, etc.)	98%	41
Parking Enforcement	7%	3
Referrals to Social Services	5%	2
Respond to 911 calls for service	98%	41
School Resource Officers	24%	10
Special Patrols (i.e. drunk driving, seat belt and speed enforcement)	74%	31
Routine Patrols (cruiser)	98%	41
Other, please specify:	10%	4
Total Respondents: 42		

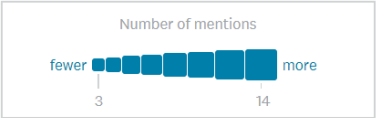
Key Take Aways:

- Respond to 911 Calls, Investigations, and Routine Patrols were the top 3; Public answered the exact same way

Q3: Please select the top 5 services that you think are most important for your police department to provide.

unit offers focus work interactions people able Education
provide responses community safety
services enforcement police criminal narcotics
areas time program currently Deputies

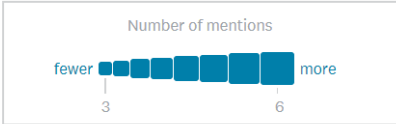
Please Comments in
the excel file



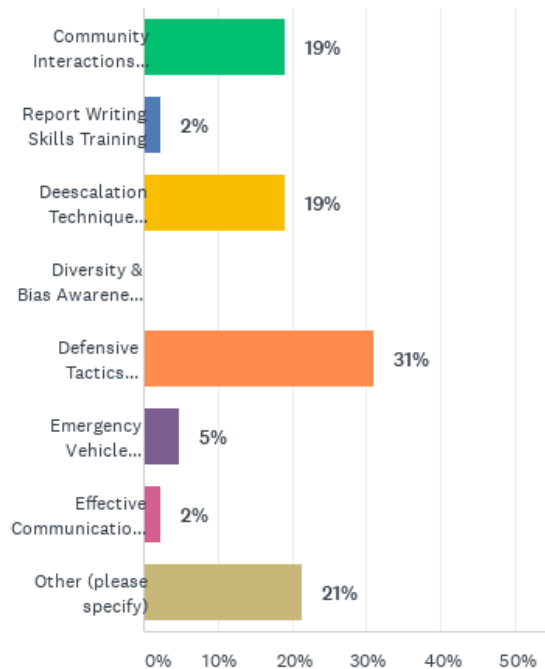
Q4: What is the #1 policing challenge in your community?

crimes_{enough} community policing_{public} know_{Deputies}
law enforcement_{needed} drug_{related}
community_{many} police_{laws} people_{patrol} calls
believe

Please Comments in
the excel file



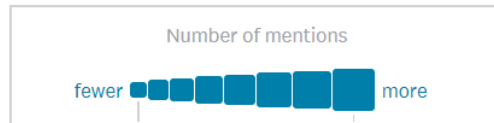
Q5: Which specialized training(s) would help you be most effective in your job? (Select all that apply)



ANSWER CHOICES	RESPONSES	
Community Interactions Training	19%	8
Report Writing Skills Training	2%	1
Deescalation Technique Training	19%	8
Diversity & Bias Awareness Training	0%	0
Defensive Tactics Training	31%	13
Emergency Vehicle Operations	5%	2
Effective Communications with Marginalized Populations (LGBTQ+, Minorities, Special Needs, in Lower Socio - economic level)	2%	1
Other (please specify)	21%	9
TOTAL		42

Q6. Do you have any ideas or suggestions on how our police agency can improve community interactions and communication?

patrol_{social} people_{already} events_{concerns} training_{used}
police_{police} department community_{ability}
officers_{issue} deputies_{believe} public_{better} make



Please Comments in the excel file

Q7. Do you have any other ideas or thoughts

issues provide need best department believe
community Corning police people problem look
will law enforcement

Please Comments in
the excel file

