

Steuben County Inmate Survey

Thursday, October 15, 2020

SURVEY RESULTS

Purpose:

- Gain feedback on how current inmates perceive law enforcement

Approach:

- 3 survey questions and 3 demographic data questions asked during booking by agencies in Steuben County. Surveys were taken during September 2020. Booking officers administered the survey, on intake.
- Some respondents were surveyed during their local booking, and then transferred to the jail, where they were surveyed a second time for their experience with this separate agency.

Target Audience:

- Inmates booked in Steuben County.

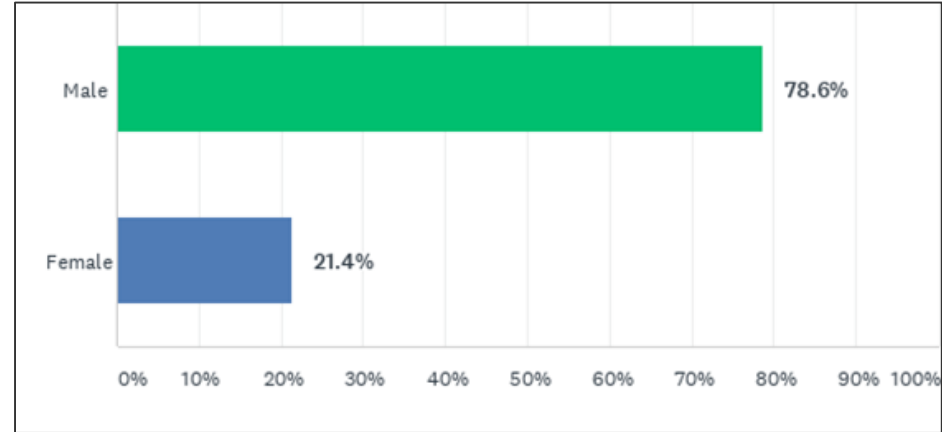
Response Rate:

- 55 total participants

Q1: Which Police Department was the arresting agency?

ANSWER CHOICES	RESPONSES	
City of Corning	32.7%	18
Steuben County Jail (SCSO)	25.5%	14
Bath	5.5%	3
Canisteo	1.8%	1
Hornell	10.9%	6
NY State	21.8%	12
Marshall	1.8%	1
Other (please specify)	0.0%	0
TOTAL		55

Q4: What is your gender?



ANSWER CHOICES	RESPONSES	
Male	78.6%	44
Female	21.4%	12
TOTAL		56

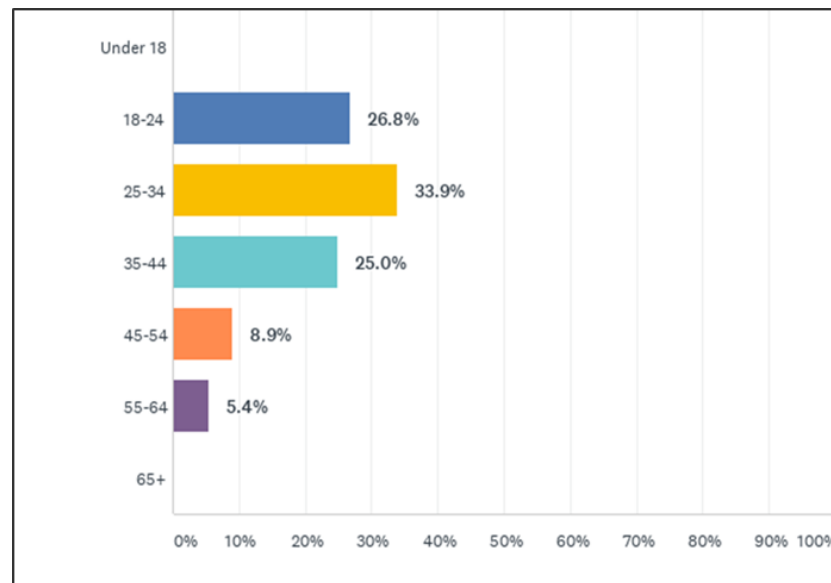
Key Take Aways:

- Respondents are largely male
- Respondents come from a variety of agencies across the county

Q3: What is your race?

ANSWER CHOICES	RESPONSES	
White or Caucasian	58.9%	33
Black or African American	14.3%	8
Hispanic or Latino	3.6%	2
Asian or Asian American	5.4%	3
American Indian or Alaska Native	0.0%	0
Native Hawaiian or other Pacific Islander	1.8%	1
Another race	0.0%	0
Prefer not to answer	16.1%	9
TOTAL		56

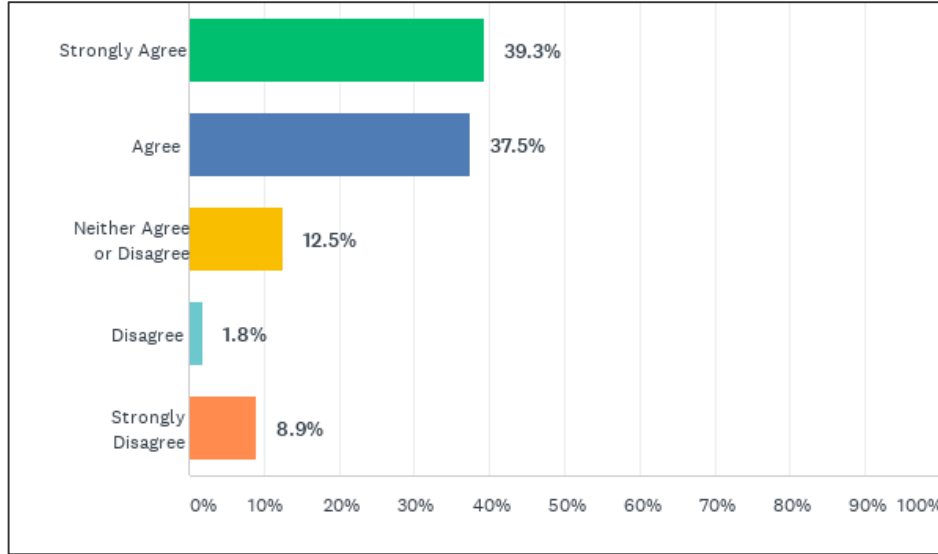
Q2: What is your age?



Key Take Away:

- Whites accounted for 59% of the participants
- 5-34 year olds is the largest age group responding to the survey

Q5: The police who arrested you treated you fairly.

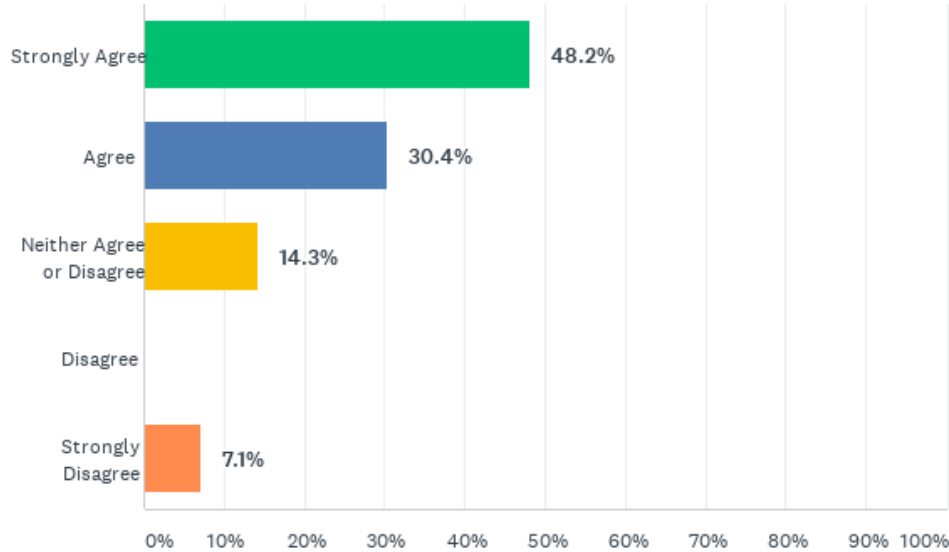


Key Take Aways:

- 77% agreed or strongly agreed
- 13% Neutral
- 11% disagreed or strongly disagreed

ANSWER CHOICES	RESPONSES	
Strongly Agree	39.3%	22
Agree	37.5%	21
Neither Agree or Disagree	12.5%	7
Disagree	1.8%	1
Strongly Disagree	8.9%	5
TOTAL		56

Q6: The police who arrested you used an appropriate amount of force in your arrest.

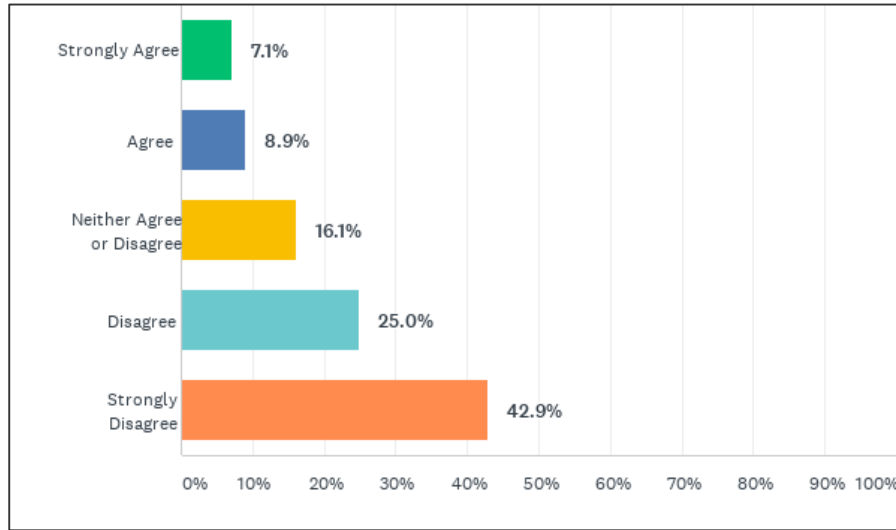


Key Take Aways:

- 79% agreed or strongly agreed
- 7% disagreed or strongly disagreed
- 14% Neutral

ANSWER CHOICES	RESPONSES	
Strongly Agree	48.2%	27
Agree	30.4%	17
Neither Agree or Disagree	14.3%	8
Disagree	0.0%	0
Strongly Disagree	7.1%	4
TOTAL		56

Q7: The police who arrested you exhibited bias as to your race, age, gender identity or sexual orientation.

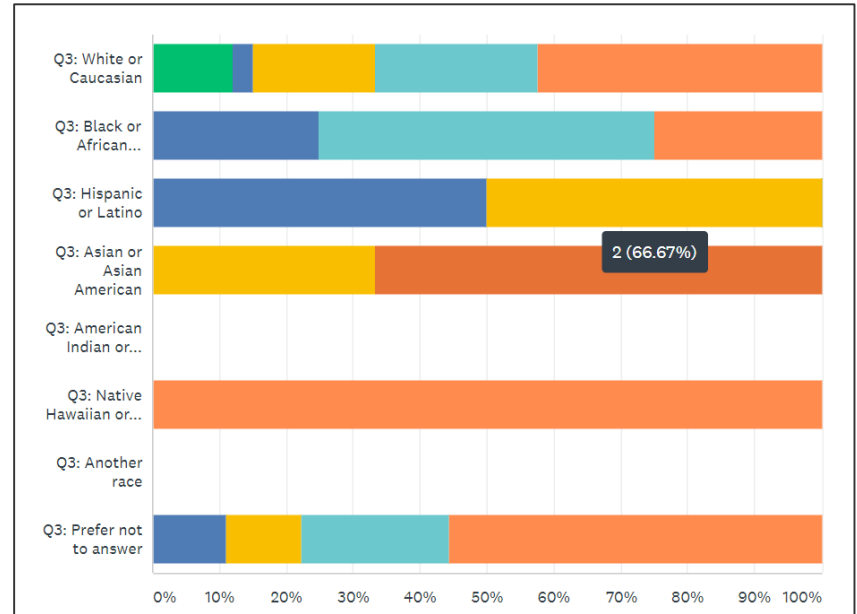
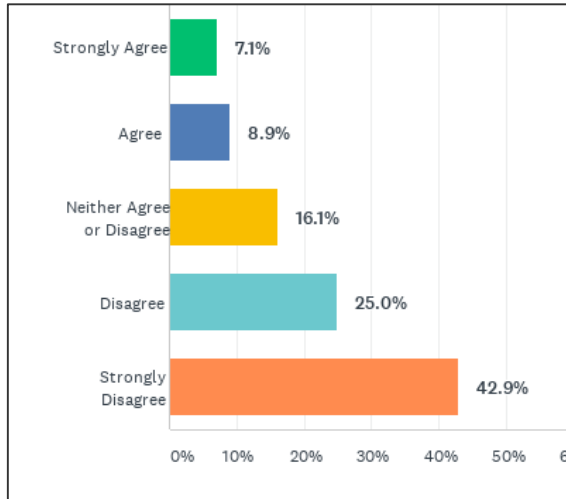


Key Take Aways:

- 68% disagreed or strongly disagreed
- 16% agreed or strongly agreed
- 16% Neutral

ANSWER CHOICES	RESPONSES	
Strongly Agree	7.1%	4
Agree	8.9%	5
Neither Agree or Disagree	16.1%	9
Disagree	25.0%	14
Strongly Disagree	42.9%	24
TOTAL		56

Q7: The police who arrested you exhibited bias as to your race, age, gender identity or sexual orientation.



Key Take Aways:

- 68% disagreed or strongly disagreed
- 16% agreed or strongly agreed
- 16% Neutral
- Not a single minority responded that they strongly agreed that there was bias

Any additional comments:

- ❖ Promote him to chief of police
- ❖ Polite, understanding in situation, very professional and straight forward. If it wasn't a police station I'd def, say I would return.
- ❖ Police did a good job doing their job
- ❖ you guys are fun people to hang out with
- ❖ you guys did it how you were supposed to
- ❖ shut your f\$%%^& mouth p*&%#" General comments - "Is that too much to understand! C*&^ Sucker"
- ❖ "hell of a job"
- ❖ Y'all were cool, you were respectful, I was respectful"
- ❖ Refused to answer all questions
- ❖ Handled it fairly
- ❖ "No. Well, yeah the officers had a willingness to hear me out"
- ❖ Per the note from police officer on bottom of page: "He strongly disagreed to these while highly intoxicated by meth/suboxone"
- ❖ Unable to complete 3 questions due to inmate having a seizure and being taken by ambulance to IDM before the booking could be completed